

# Safeguarding Performance Report

## Social Services

1<sup>st</sup> April 2020 to  
31<sup>st</sup> December 2020

## Corporate Services

Q1 and Q2



Cyngor Bwrdeistref Sirol

# Blaenau Gwent

County Borough Council

# 00 | Table of Contents

00

Foreword  
Community Profile - Demographics

01

Referrals to Social Services

Number of referrals received by social services (on new and closed cases)  
Percentage of referrals received by source  
Additional Multi Agency Referrals (on open cases)  
Referrals from Youth Services

02

Child Protection

Number of children on the Child Protection Register  
Child Protection Register Summary  
Categories of Abuse  
Age Breakdown

Average Length of Time on Register  
Child Protection Conferences  
Initial Child Protection Conferences  
Review Child Protection Conferences

03

Referrals to Education

Contacts by Source (Primary)  
Contacts by Source (Secondary)  
Contacts by Source (Other)

04

Corporate

DBS Compliance  
Corporate Training  
Risk Register

## **Purpose of the report**

The council is committed to creating an environment which enables people to maximise their independence, develop solutions and take an active role in their communities whilst feeling safe and protected.

We believe that all children, adults and young people have the right to be safe from harm and it is a corporate objective to put effective safeguarding arrangements in place to protect people from harm.

We recognise our responsibilities in safeguarding and promoting the welfare of children, young people and adults at risk, and this includes the contribution we make to working together with other agencies so that all children and young people reach their full potential and we continue to look after the most vulnerable people in our communities.

The purpose of this report is to provide safeguarding information that is recorded and monitored to ensure that we are indeed delivering this objective.

Monitoring and reporting systems are well-developed to ensure the department is able to track information and evidences that the safeguarding agenda remains a priority for the local authority.

Performance information is collated from Social Services, Organisational Development and Education information systems which identifies activity, demands and trends of data. This includes a number of items that are statutory requirements as part of the Welsh Government Performance Framework.

The report includes information on the following:

- Referrals received and their outcomes
- Children who are being safeguarded and analysis
- Quality assurance arrangements with education settings
- Broader issues within education that impact upon safeguarding
- Corporate progress on recommended proposals for improvement
- DBS Compliance
- Safeguarding Corporate Risk Register

This report will be shared with Senior Management Teams and presented to the Safeguarding Scrutiny Committee for Social Services, Education and Active Living.

# 00 | Community Profile - Demographics

## Community Profile



- 45% of Blaenau Gwent's local areas are amongst the top 20% deprived areas in Wales. (Welsh Index of Multiple Deprivation 2019)
- The proportion of benefit claimants amongst people of working age was higher in Blaenau Gwent than the proportion across the comparable authorities (working-age client group – key benefit claimants August 2014 - 23.2% in Blaenau Gwent compared to all Wales level of 16.4%)

- The total rate of Blaenau Gwent's recorded offence levels was higher than comparative areas. For the year ending December 2014 Police recorded crimes - 76.89 crimes per thousand population in Blaenau Gwent compared to its most similar group of areas average (as defined by the Home Office) of 69.03 per thousand population.
- Total Population: 69,713 Number of 0 – 17 year olds: **13,607** (2018 Population Estimates)
- Number of Open cases to Children's Social Services as at 31<sup>st</sup> December 20: **930**
- Number of pupils attending primary schools: **5,961**
- Number of pupils attending secondary schools: **3,115**

Fig: 1.1 Number of referrals received by Social Services

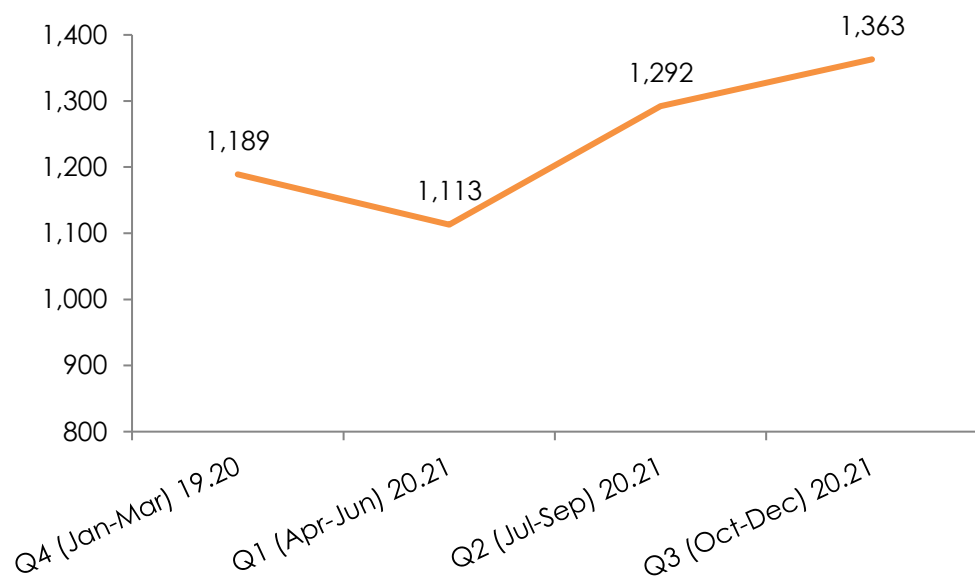
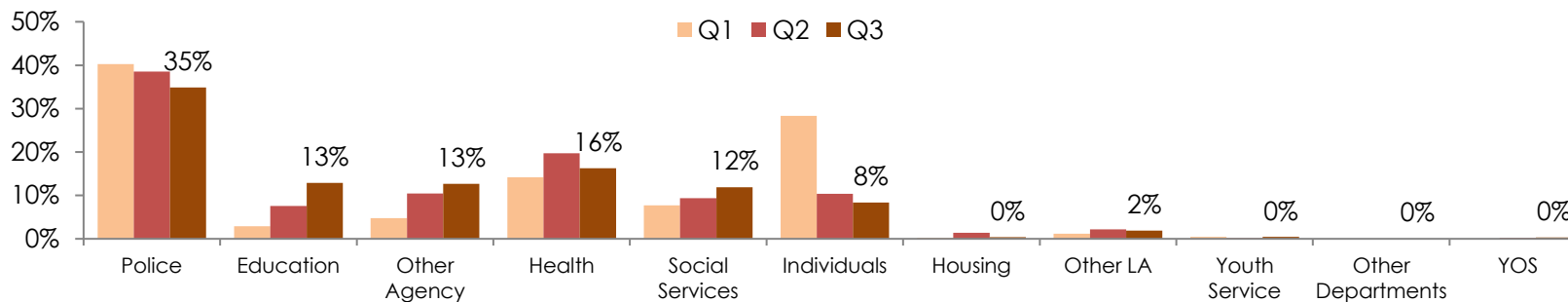


Fig: 1.2 Number and Percentage of Referrals by Source (Q1, Q2 &amp; Q3)

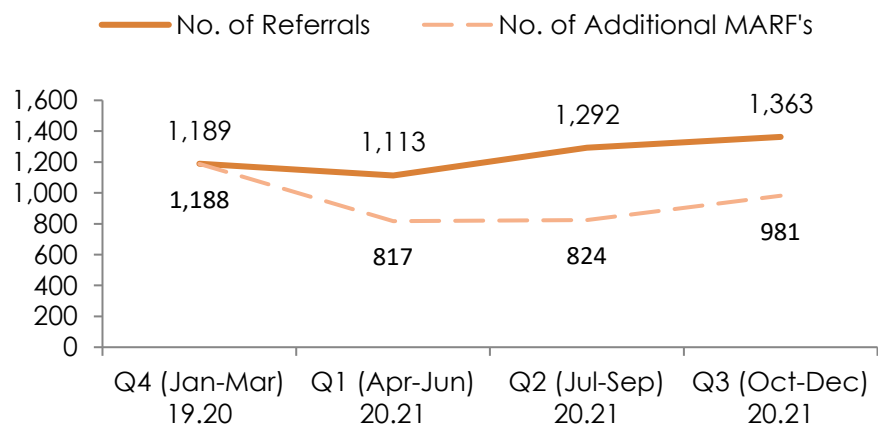
	Quarter 1		Quarter 2		Quarter 3	
	No.	Percentage	No.	Percentage	No.	Percentage
Police	448	40%	498	39%	475	35%
Education	32	3%	93	7%	158	12%
Other Agency	53	5%	135	10%	173	13%
Health	158	14%	255	20%	222	16%
Social Services	86	8%	121	9%	162	12%
Individuals	315	28%	134	10%	114	8%
Education - Post 16		0%	0	0%	3	0%
Education - OOC		0%	5	0%	15	1%
Housing	3	0%	18	1%	5	0%
Other LA	13	1%	28	2%	26	2%
Youth Service	5	0%	2	0%	6	0%
Other Departments	0	0%	0	0%	0	0%
YOS	0	0%	3	0%	4	0%
<b>Total</b>	<b>1,113</b>	<b>100%</b>	<b>1,292</b>	<b>100%</b>	<b>1,363</b>	<b>100%</b>

# 01 | Referrals to Social Services

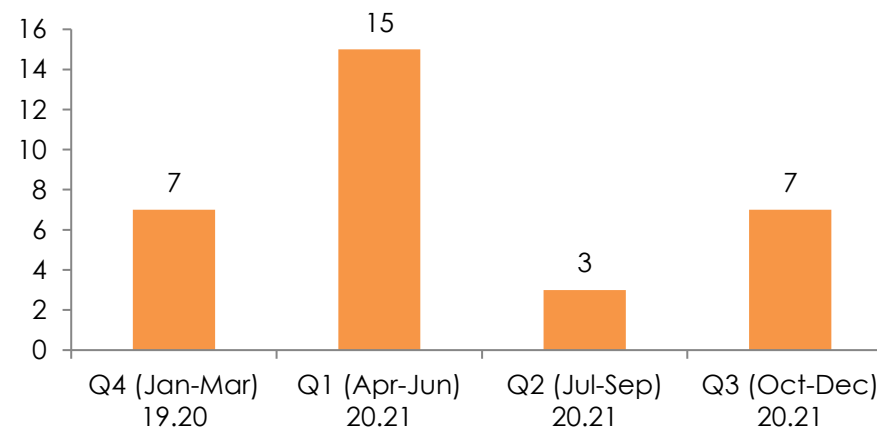
Graph showing the source of referrals and the percentage



**Fig: 1.3 Multi-agency referral forms (MARF's) received on open cases**

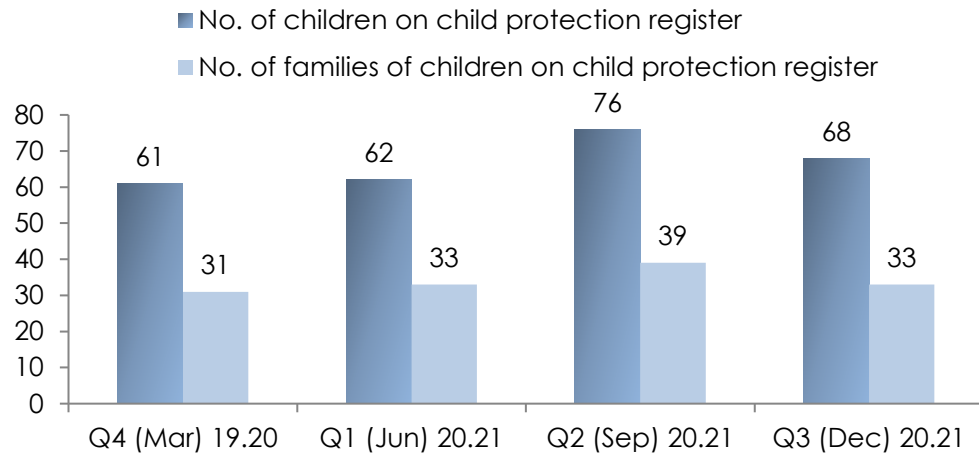


**Fig: 1.4 Referrals received from Youth Services**

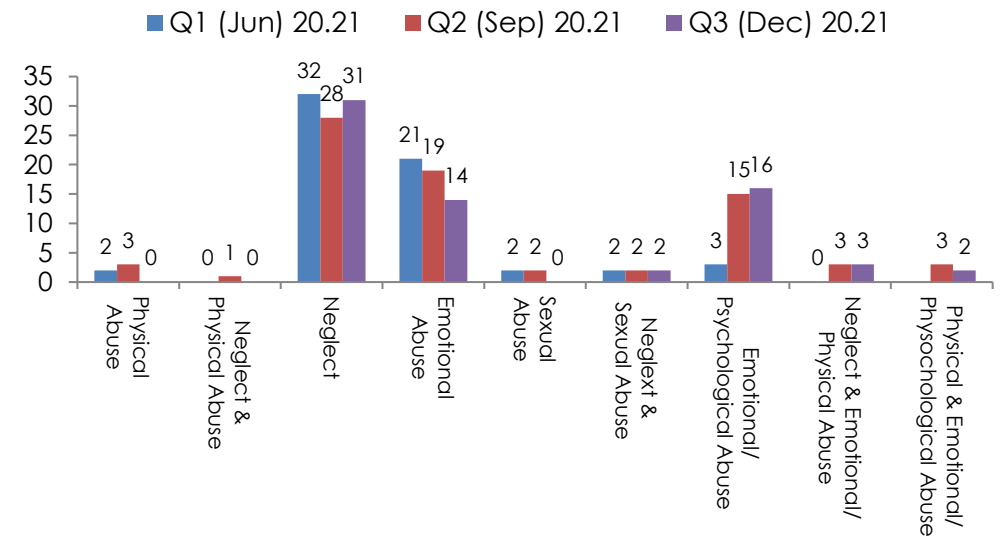


# 02 | Child Protection Register

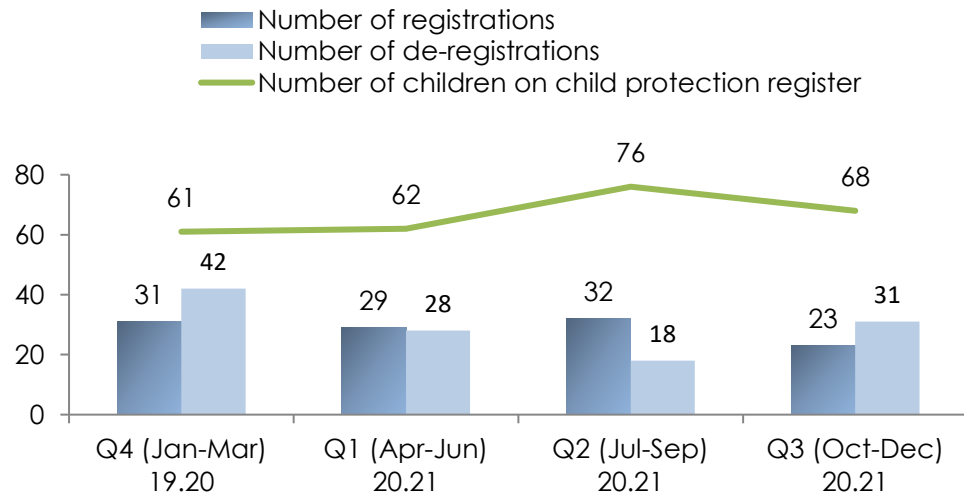
**Fig 2.1 Children on the Child Protection Register**



**Fig 2.3 Categories of abuse**



**Fig 2.2 Child Protection Register Summary**



**Fig 2.4 Age Breakdown of children on child protection register**

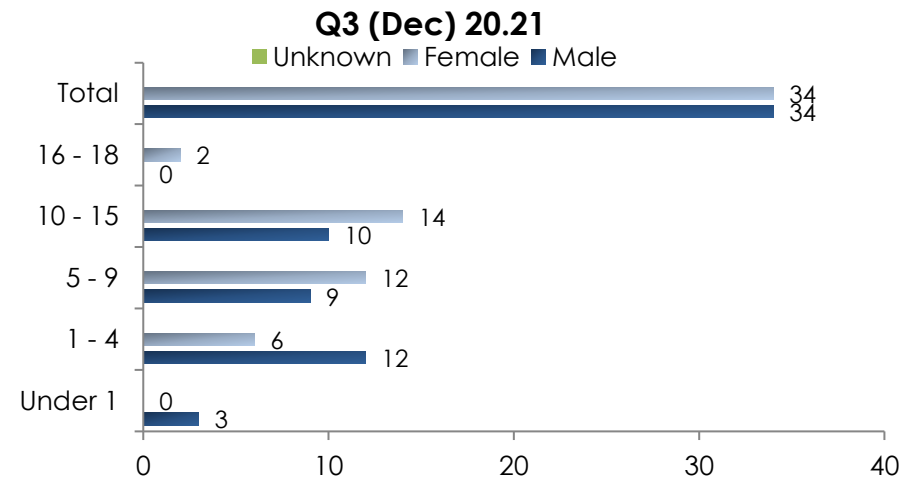


Fig 2.5 Average length of time on register

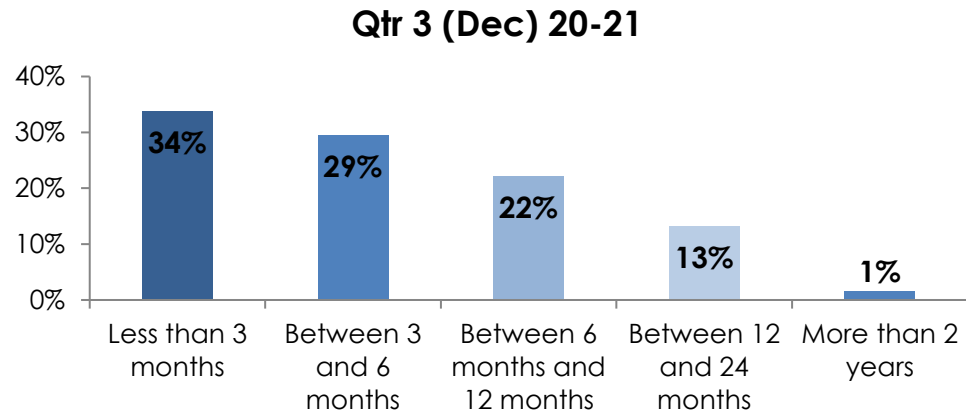


Table showing the breakdown of children on the child protection register over the last 12 months

	Q4 (Mar) 19.20	Q1 (Jun) 20.21	Q2 (Sep) 20.21	Q3 (Dec) 20.21
Less than 3 months	27	25	31	23
Between 3 and 6 months	23	14	15	20
Between 6 months and 12 months	9	19	26	15
Between 12 and 24 months	2	4	4	9
More than 2 years	0	0	0	1
	<b>61</b>	<b>62</b>	<b>76</b>	<b>68</b>



Fig 2.6: Child Protection Conferences

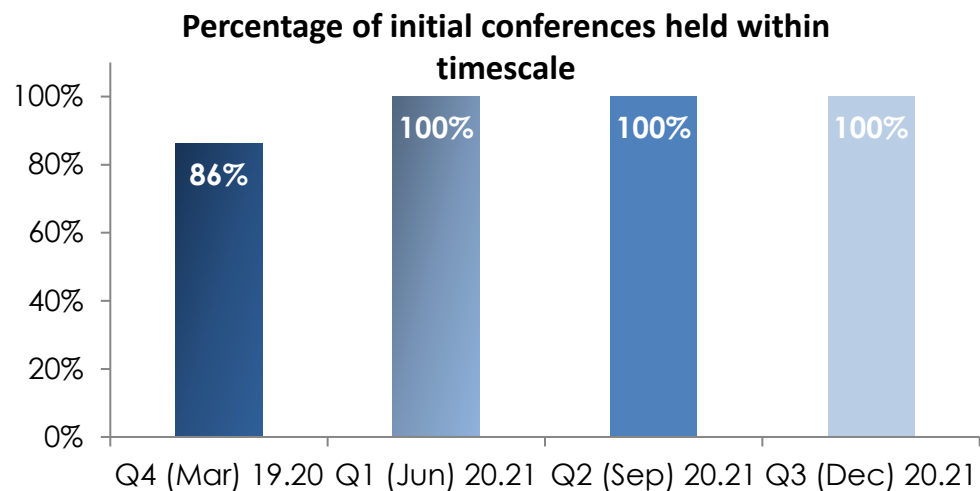
	Q4 (Mar) 18.19		Q1 (Jun) 19.20		Q2 (Sep) 19.20		Q3 (Dec) 19.20	
	No.	%	No.	%	No.	%	No.	%
<b>Conferences Held</b>	<b>91</b>		<b>84</b>		<b>75</b>		<b>81</b>	
Initial Conferences	25	27%	33	39%	30	40%	28	35%
No. of Families	15		19		16		12	
Review Conferences	66	73%	51	61%	45	60%	53	65%
No. of Families	33		27		22		29	

<b>Initial Child Protection Conferences</b>	<b>25</b>		<b>33</b>		<b>30</b>		<b>28</b>	
<i>Outcome:</i>								
Registered	22	88%	24	73%	26	87%	22	79%
Registered at birth	2	8%	8	24%	3	10%	5	18%
Not registered	1	4%	1	3%	1	3%	1	4%

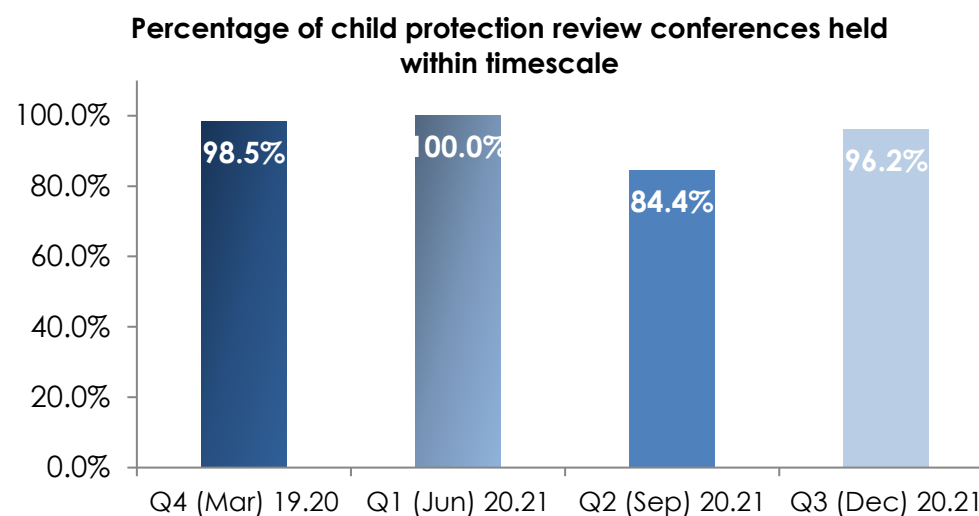
<b>Review Child Protection Conferences</b>	<b>66</b>		<b>51</b>		<b>45</b>		<b>53</b>	
<i>Outcome:</i>								
Continue with registration	26	39%	23	45%	27	60%	26	49%
Cease registration	40	61%	28	55%	18	40%	27	51%

# 03 | Referrals to Education

**Fig 2.7 Initial Child Protection Conferences**



**Fig: 2.8 Child Protection Review Conferences**

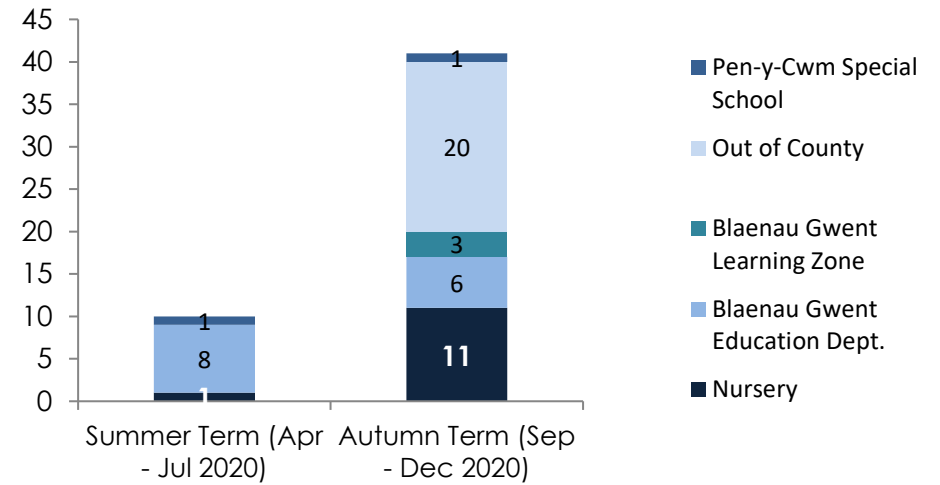
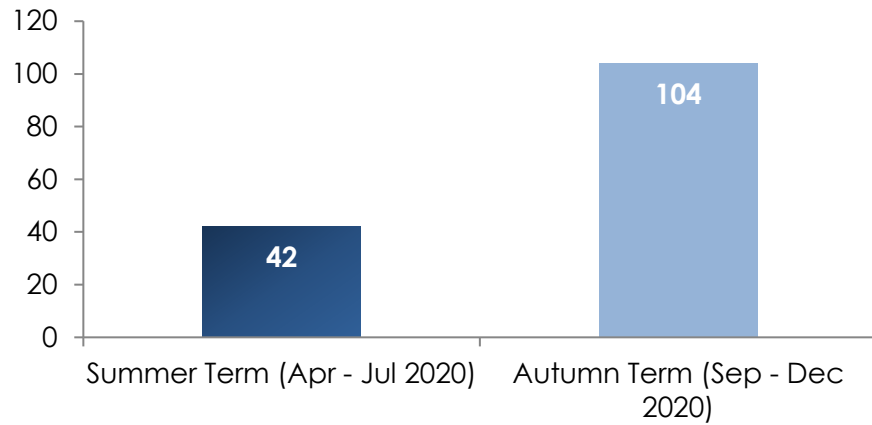


	Q4 (Mar) 19.20	Q1 (Jun) 20.21	Q2 (Sep) 20.21	Q3 (Dec) 20.21
Number of initial conferences held	22	33	30	28
Number of initial conferences held within 15 working days of the strategy discussion	19	33	30	28
Percentage of initial conferences held within timescale	86%	100%	100%	100%

	Q4 (Mar) 19.20	Q1 (Jun) 20.21	Q2 (Sep) 20.21	Q3 (Dec) 20.21
Number of Review Child Protection Conferences held	66	51	45	53
Number of Review Child Protection Conferences held within timescale	65	51	38	51
Percentage of Review Child Protection Conferences held within timescale	98.5%	100.0%	84.4%	96.2%

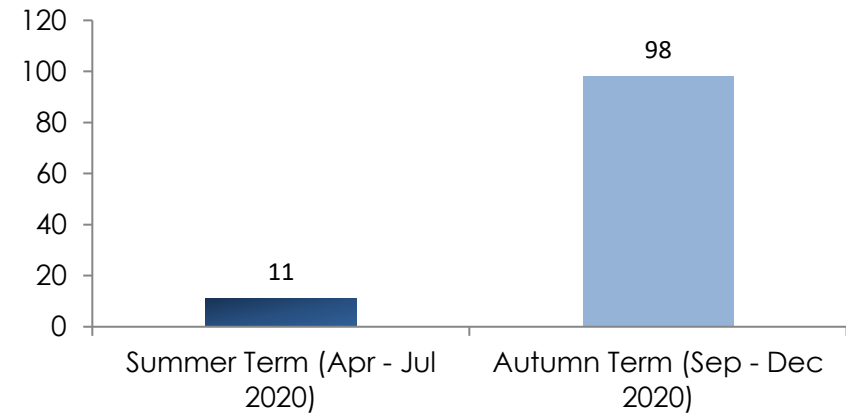
# 03 | Referrals to Education

**Fig 3.1 Contacts by Source – Primary School**



**Fig 3.2 Contacts by Source – Secondary School**

**Fig 3.3 Contacts by Source - Other**



## DBS Compliance

Managers are required to identify the requirement of a DBS check utilising the eligibility criteria, all DBS checks are renewed on a 3 yearly basis. Organisational Development co-ordinates this DBS process for new starters and 3 yearly rolling programme along with monitoring the compliance of these checks and we have formal escalation processes in place. The updates on the compliance with DBS are provided bi-annually to Corporate Leadership Team.

***This reporting has been relaxed during the pandemic, however the monitoring and escalation processes have continued.***

The latest submission to CLT was October 2019 and is shown below

### Position Statement: New Starter / Rolling Programme DBS Checks Schools

**Effective Date:**

28th October 2019

Criteria	Total
Staff requiring a DBS	1298
Staff with a valid DBS	1298

Out of Compliance	Less than 4 weeks	1 - 3 months	More than 3 months	Total
New Starters currently out of compliance	0	0	0	0
Rolling Programme currently out of compliance	0	0	0	0
<b>Totals</b>	0	0	0	0

## Escalation Process

Employees and Managers receive automated e-mails from the DBS system reminding that the process has not been completed

Operational Teams receive fortnightly reports of all DBS applications currently in progress to enable Safeguarding escalation where required

## Position Statement: New Starter / Rolling Programme DBS Checks Blaenau Gwent County Borough Council (excluding Schools)

Effective Date:

28th October 2019

Criteria	Total
Staff requiring a DBS	1067
Staff with a valid DBS	1061

Out of Compliance	Less than 4 weeks	1 - 3 months	More than 3 months	Total
New Starters currently out of compliance	2	0	0	2
Rolling Programme currently out of compliance	1	1	2	4
<b>Totals</b>	<b>3</b>	<b>1</b>	<b>2</b>	<b>6</b>

1st DBS Check					
Department / School	Awaiting Appointment	Appt Comments	Awaiting Certificate	Cert Comments	Total
Corporate Services	2	Currently employees appointed to new positions	0		2
Regeneration & Community Services	0		0		0
Corporate Education	0		0		0
Social Services	0		0		0
<b>Totals</b>	<b>2</b>		<b>0</b>		<b>2</b>

Rolling Programme					
Department / School	Awaiting Appointment	Appt Comments	Awaiting Certificate	Cert Comments	Total
Corporate Services	0		0		0
Regeneration & Community Services	1	On hold - LTS	1	Awaiting Fingerprinting	2
Corporate Education	0		0		0
Social Services	2	1 On hold - LTS	0		2
<b>Totals</b>	<b>3</b>		<b>1</b>		<b>4</b>

### Escalation Process

Employees and Managers receive automated e-mails from the DBS system reminding that the process has not been completed

Operational Teams receive fortnightly reports of all DBS applications currently in progress to enable Safeguarding escalation where required

## Corporate Training

### **Domestic abuse Training**

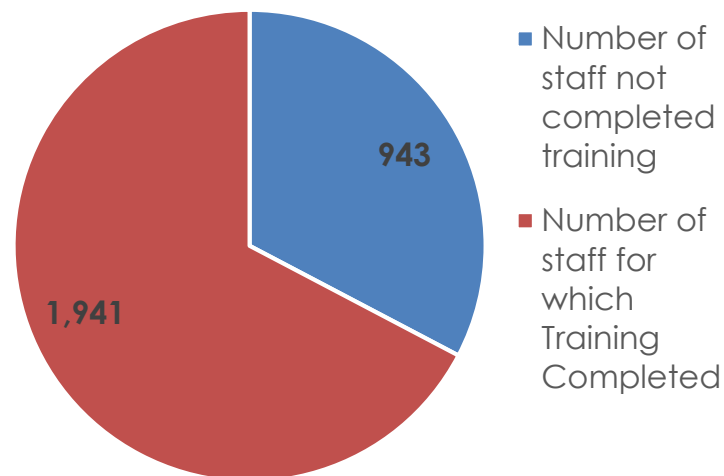
Corporate training has been provided to staff in respect of Violence Against Women, Domestic Abuse and Sexual Violence **67%** of staff having **completed** the **VAWDAS online training**.

### **All Wales Safeguarding Training on line for staff**

Online Safeguarding training was included in the online corporate induction module in 2019.

In terms of the wider workforce a suitable module is currently evaluated by the corporate Safeguarding group which has been delayed due to the impact of the pandemic.

VAWDAS Online Training Completion



with

being

# 04 Corporate

## Risk Register

Ref No.	Description of Risk	Triggers	Consequences	Likelihood	Impact	Status	Current Controls	Likelihood	Impact	Status	Proposed further controls to mitigate / reduce risk	Risk Owner
CRRA	Safeguarding - Failure to ensure adequate safeguarding arrangements are in place for vulnerable people in Blaenau Gwent	<ul style="list-style-type: none"> <li>• If there is inadequate assessments and monitoring</li> <li>• If there is a lack of documentation</li> <li>• If there are increasing referrals for services</li> <li>• If there is a lack of appropriate guidance and training</li> <li>• If there is poor communication between all parties (internal / external)</li> <li>• If there is a high turnover of staff</li> </ul>	<ul style="list-style-type: none"> <li>• Potential significant harm / loss of life</li> <li>• Long term reputational damage and confidence in the Council undermined</li> <li>• Increase in complaints / Potential litigation / prosecution</li> <li>• External intervention</li> <li>• Increased pressure on budgets</li> <li>• Low staff morale</li> </ul>	3	4	Critical	<ul style="list-style-type: none"> <li>• Gwent Adult Safeguarding Board</li> <li>• SE Wales Safeguarding Children's Board</li> <li>• Standing item on CLT agenda</li> <li>• Safeguarding Network</li> <li>• Director of Social Services has a corporate responsibility for safeguarding</li> <li>• Lead Executive Member identified for safeguarding</li> <li>• Adult protection co-ordinator and process in place in line with All Wales process.</li> <li>• Manager's report consistently on safeguarding to elected Members and the Corporate Leadership Team</li> <li>• Joint Education and Social Services Safeguarding Team</li> <li>• Joint Social Services and Education Safeguarding scrutiny meeting held 3 times a year</li> <li>• Joint Business unit and subgroups for adults and children</li> </ul>	2	4	High	<ul style="list-style-type: none"> <li>• Business Plans will further embed risk assessment tools</li> <li>• Embedding of quality assurance processes in adult safeguarding</li> <li>• Training for all staff on Domestic Abuse Corporately</li> </ul>	<p>Director of Social Services</p> <p>Councillor John Mason</p>

## Quarter 1 Update (April 20 – June 20)

Throughout this period COVID 19 has impacted significantly on the Social Services department however despite this, the department has been able to continue to provide a consistent approach and timely response when discharging our statutory safeguarding responsibilities across both Children and Adult Services. Both teams have continued to prioritise safeguarding both within our proactive and reactive responses to support vulnerable families and communities. Both areas experienced an initial reduction in safeguarding referrals during the first few weeks of April 20 but following this period there has been a continued increase in referrals with referral levels/ data indicating that we have quickly returned to 'normal' levels when compared to similar time periods in previous years. Both Adults and Children's services have monitored and reported safeguarding performance measures to Welsh Government during quarter 1. This information has also been reported to the Gwent Safeguarding Board during this period. Both the head of Adults and Children's have been core members of the Gwent Safeguarding Board during this period meeting with key partners including Police, Health, Education, Probation and specialist services on a fortnightly basis.

These actions have continued for quarter 2.

### Specific Adult Services during quarter 1:

- Safeguarding and Commissioning Teams have led on the safeguarding support relating to COVID including supporting internal and commissioned providers in relation to PHW guidance, PPE compliance, testing and infection control;
- Work has continued in relation to the implementation of the new All Wales Safeguarding procedures including the implementation of the training including alternative IT solutions and the implementation of the new duty to report tools on WCCIS;
- Care Management Teams have continued to support vulnerable people throughout proactive case contact via telephone or where required face to face contact;
- Our safeguarding support providers – including domestic abuse support within IAA have remodelled their provision to enable them to support both via telephone and / or face to face support.
- 

## Quarter 2 Update (July 20 – September 20)

### Specific Adult Services during quarter 2:

- Actions are per Quarter 1 have continued for Quarter 2;
- All Wales Safeguarding training has been developed on line for all BG staff to include the implementation of the new Gwent wide duty to report form and guidance;
- Commenced development of Gwent multi agency safeguarding hub across both Adult and Children Services – due for implementation January 2021.



**Specific Children Services during quarter 1:**

- All safeguarding referrals have been dealt with and children and families have been seen face to face when required throughout the COVID lockdown. All visits have been undertaken following a risk assessment and using the appropriate PPE;
- All child protection conferences have continued to be held on a virtual basis using a combination of TEAMS can conference calls;
- All children on the child protection register have continued to be seen since lockdown began following risk assessments and use of PPE where required.

**Specific Children Services during quarter 2:**

- The same situation applies to Quarter 2 for Children's Services as outlined in Quarter 1;
- The CIW inspection in the further controls column relates to the inspection of 2018 and all the recommendations have been completed;
- An audit of Section 47 investigations was agreed for Quarter 2 but will be undertaken in Quarter 3.